



"Empowerment through quality technical education"
Dr D Y Patil Educational Enterprises Charitable Trust's

AJEENKYA

DY PATIL SCHOOL OF ENGINEERING

(Formerly known as DY Patil School of Engineering)

AICTE ID - 1-3847411

AISHE Code: C-46648

DTE Code: EN6732

SPPU PUN Code: CEGP015720

(Approved by AICTE, Recognized by Govt. of Maharashtra, Affiliated to Savitribai Phule Pune University)

(Accredited by NAAC, NABL & ISO 9001:2015 & 21001:2018 Certified Institute)

Criteria 2

2.7.1 Online student satisfaction survey regarding teaching learning process

Sr.No.	Parameters	Academic Year
1	Report of student satisfaction survey	2023-2024
2	Minutes of Meeting	
3	Action taken report	
4	Student Satisfaction survey responses and google form	




Principal
Ajeenkya DY Patil School of
Engineering, Lohegaon, Pune



“Empowerment through quality technical education”
Dr DY PATIL SCHOOL OF ENGINEERING
D Y Patil Knowledge City, Charholi Bk., Via. Lohegaon, Pune – 412 105
INTERNAL QUALITY ASSURANCE CELL

Date: 20/06/2024

To
The Principal,
DYPSOE, Pune


Subject: Report of Student Satisfaction Survey for A.Y. 2023-24

Respected Sir,

IQAC has conducted Student Satisfaction Survey for A.Y. 2023-24 during 26-04-2024 to 6-05-2024 and the analysis of the survey is as follows.

- a. More than 50% students of the institute have given responses.
- b. Analysis of questionnaire: There are twenty objective questions are used in the questionnaire and one open ended question is added.
- c. Observation on Objective questions:

Observation on Objective questions:			
Sr. no.	Objective Questions	Mean score of each question	Observation
1.	How much of the syllabus was covered in the regular / online classes?	3.28	81.8% of the students are happy with offline mode conduction of the lectures and practical's throughout the Academic year.
2.	How was your teachers' preparation for the regular / online classes?	3.27	90.9% of the students are satisfied with the preparations of the lectures.
3.	How were the teachers able to use the online methods to supplement class room teaching?	3.27	83% of the students are happy to know that teachers are using almost all the available online platforms to complete the syllabus.
4.	The teacher's approach to teaching can be described as	3.26	70.5% of the students are happy that the teacher's approach to teaching is very good and enthusiastic in Online mode also.



5.	Were there any questions from teachers to evaluate if the students are following the new process of learning?	3.26	85% of the students believe that teachers approached them to follow the new process of learning
6.	Was your performance in submission of assignments analysed by your teacher?	3.25	76.6% of the students are satisfied that submission of assignments analysed in online mode and does not disturbed.
7.	Is the college taking measures to promote internship, student exchange, need based field visits etc.?	3.24	66.4% of the students are happy that they got the chance to do offline and online internship programs.
8.	The institution has created awareness on outcome based education to help students learn and grow.	3.24	70% of the students are happy to know about the outcome based education which helps them to learn and grow.
9.	Did your teachers guide you on how to enhance competencies for getting a job while handling the regular classes?	3.24	71.2% of the students are happy that their faculty members guided them for getting a job in regular classes.
10.	Is your mentor in touch with you and helping in completing the tasks given to you?	3.25	76.5% of the students are happy that all teachers conducted mentor meetings online and offline without any excuses. Also many issues were resolved of students.
11.	Did Teachers inform you about your expected competencies, course outcomes and programme outcomes	3.24	77.4% of the students are happy to know about the outcome based education and PO of the subjects.
12.	Are your teachers using online / offline methods to illustrate concepts through examples and applications.	3.23	82.3% of the students are happy that teachers have used different different media to illustrate the applications and concepts.
13.	Were you encouraged for your good performance and supported where you were lagging behind?	3.22	72% of the students are satisfied that teacher are conducting extra classes for those who are lagging while regular classes.
14.	Did your Teachers guide you on how to use your online classes to overcome your weaknesses.	3.22	68% of the students are happy that they got trained before they use the online platforms.

15.	The college is guiding students and supporting them through periodical monitoring and reviewing their quality improvement in learning	3.22	73.5% of the students are satisfied with monitoring and reviewing their quality improvement in learning.
16.	The college and the teachers are aware of the changed social situations and are using student centric methods for helping their learning and problem solving	3.22	74.7% of the students agreed that The college and the teachers are aware of the changed social situations and are using student centric methods for helping their learning and problem solving.
17.	The teachers encourage you to take all precautions and are guiding you in participating in extracurricular / outreach activities.	3.22	75.6% of the students are agreed that The teachers encourage you to take all precautions and are guiding you in participating in extracurricular / outreach activities.
18.	You are being provided guidance on skills needed for effective communication, conflict resolution and employment.	3.22	74.2% of the students are satisfied with guidance on skills needed for effective communication, conflict resolution and employment.
19.	What % of teachers use ICT Tools such as LCD projector, Multimedia, etc while teaching	3.22	Only 65.6% of the students are satisfied with use of smart boards, LCD and Multimedia tool.
20	The overall quality of teaching-learning process in your institute is very good?	3.22	72.5% of the students are satisfied with overall quality of teaching-learning process in the institute is very good.
Mean satisfaction level of the students for the institute		3.06	3.237748982



d. Observation on Open Ended Responses:

The most occurring expectations, observations and suggestions in the student responses are as follows.


	Positive comments
1	Best institute I took admission best supporting teacher excellent teaching staff no suggestions.
2	Faculties mostly teaching from basics
3	All teaches are teaching really very good
4	It's already good cant suggest any suggestions to improve
5	Immaculate Teaching, best practices are followed, student teacher interactions are helpful
6	1.Teachers are interactive! 2.Helps us in doubt solving! 3.They are kind!
7	1 Teachers are always helping and kind. 2 Staff plays important role and the office staff is so helpful in our institute. 3 Proper facilities with great guidance. Good Learning experience Nothing, all good.
8	Teachers pay attention to every student and makes sure he performs well in academics as well as extracurricular activities.... Also they guide us whenever we need the most.
9	Best infrastructure, management.
10	Teaching is Best and faculty is also good they communicate with the students and help them a alot.
	Negative Comments
1	Teachers can make use of ppt's more often. Use of pictures and videos can increase interest in the subject.
2	1. Each computer lab should get repaired. 2. Focus on visual learning cause its get understand very easily.3.And teachers should inspire students for research work.
3	Incorporate more industrial visits and give students the choice to individually choose their electives.
4	Need more expert lectures, Seminar for adapting latest technologies
5	Institute should focus more on extracurricular (Inter-college) activities
6	Enhance technology integration, Foster a supportive learning environment, Provide professional development opportunities
7	1. Make teaching a two way interaction. 2. Increase use of ICT tools. 3. Reach students and ask their doubts.
8	1. Some teachers teach just to teach, it doesn't matter whether the students understand or not . 2. Some teachers are very strict and make them do things that are not required, this work leads to less study time and neglect of studies. 3. It will be very good if we stop the old method that has been running since time and teach using technology in a new way.

9	Lectures to be taken every day for Half day. Important topics to be told by the faculty. Revision after each unit completion
10	1).Sports facilities should be increased 2).for awareness regarding decision election for student council should be held 3). Smart boards for smart teaching

This is for your information and necessary action please.



Prof. Riyaj Kazi
IQAC Coordinator





“Empowerment through quality technical education”

Ajeenkya D Y Patil School of Engineering

Dr. Ajeenkya D Y Patil Knowledge City, Charholi Bk., Via. Lohegaon, Pune – 412 105

INTERNAL QUALITY ASSURANCE CELL(IQAC)

Minutes of Meeting

Ref. No.: ADYPSOE/AY 2023-24/Meeting No. 1

Date of Meeting: 24/06/2024, Time: 10:30 AM

Venue: IQAC Room No. 228

Agenda of Meeting

1. To discuss the report from IQAC about the student satisfaction survey for the AY 2023-24.
2. To finalize the actions required against the suggestions given by the students in the survey.

Following members were present for the meeting.

Sr. No.	Name	Sign
1	Dr. Kamaljeet Kaur, Director Technical Campus	
2	Dr. Farook Sayyad, Principal	
3	Dr. S. M. Khairnar, HoD & Dean R&D [Engg. Science]	
4	Dr. Saniya Ansari, HoD [E&TC Dept.]	
5	Dr. Pankaj Agarkar, HoD [Computer Dept.]	
6	Prof. Rohit Garad, HoD [Mechanical Dept.]	
7	Lt. Col S. M. Karodpati, HoD [Civil Dept.]	
8	Prof. Bhagyashree Dhakulkar, HoD[AI&DS]	
9	Dr. Rahul Bachute, HoD [Automobile]	
10	Prof. Riyaj Kazi, Coordinator (IQAC)	

Points Discussed:

1. The detailed report on student satisfaction survey by IQAC is discussed.
2. It has been informed to the heads of academic departments:

- a) Students suggest that teachers should make more frequent use of PowerPoint presentations (PPTs), pictures, and videos to make learning more engaging and visually stimulating.
- b) There are serious complaints about a lab assistant's behavior, including the use of bad language and cursing towards students. Despite reports to the Head of Department (HOD), no action has been taken.
- c) The computer labs need repairs, and there is a need for a greater focus on visual learning. Additionally, students feel that teachers should inspire them to engage in research work.
- d) More industrial visits to be arranged and the flexibility to choose their electives individually.
- e) Students feel that the institute should place more emphasis on extracurricular activities, especially inter-college events.
- f) There is a need for better technology integration and a more supportive learning environment
- g) Some teachers are perceived as too strict or traditional, which may lead to less effective teaching and reduced study time for students.
- h) Students prefer a two-way interaction in classes and an increase in the use of Information and Communication Technology (ICT) tools.

Principal, Dr. F. B. Sayyad appreciated faculties for their efforts during the academic year 2023-24.

Resolutions:


- 1) Encourage teachers to incorporate multimedia tools such as images, videos, and interactive presentations into their lectures. Visual learning aids can enhance student engagement and retention of information..
- 2) Allocate resources for the maintenance and repair of computer lab equipment.
- 3) Encourage student participation in sports, cultural events, and clubs to foster a well-rounded education experience..



Prof. Riyaj Kazi
IQAC Coordinator



Dr. Farook B. Sayyad
Principal



Dr. Kamaljeet Kaur
Director

Internal Quality Assurance Cell
Ajeenkya DY Patil School of
Engineering, Lohegaon, Pune

Principal
Ajeenkya DY Patil School of
Engineering, Lohegaon, Pune





Dr D Y Patil Group of Institutions' Technical Campus
Dr D Y PATIL SCHOOL OF ENGINEERING
Dr. D. Y. Patil Knowledge City, Charholi Bk., Via. Lohegaon, Pune – 412 105.
INTERNAL QUALITY ASSURANCE CELL(IQAC)
Form No. IQAC/6

ACTION TAKEN REPORT ON STUDENTS SATISFACTION SURVEY

[Academic Year 2023-2024]

Points Discussed

1. The detailed report and analysis on student satisfaction survey is discussed.
2. The most occurring expectations, observations and suggestions in students responses were: more opportunities of internships, industrial trainings/visits, research oriented studies/practical, extra curriculum activities.

Resolutions

It has been decided to arrange opportunities of industrial trainings/visits and Internships, Research oriented practical's/sessions and Extra curriculum activities.

1. Action taken: Planning and Execution of Industrial Visits

Eleven industrial visits were organized accomplished in the Semester-I and II of A.Y 2023-2024. Details are given below.

Sr.no	Department	Industrial Visits Planned	Sem	Year	Organised (Yes/No)
1	AIDS	Vist to EverData Solutions(Jaipur)	I	BE	YES
2	EnTC	ZTTC BSNL (Nigdi)	II	SE	Yes
3	Computer	Indian Space Research Organization (Bengaluru)	I	TE	Yes
4	First Year	Visit to Solar Power Plant	I	FE	Yes
5	Civil	Visit to Medical Building(Pune)	II	TE	Yes
6	Mechanical	Visit to Pumping station	I	TE	Yes



7	Mechanical	Visit to V R Coatings	II	TE	Yes
8	Mechanical	Visit to Kryfs power component & Sahyadry Diesel Pvt. Ltd	I	TE	Yes
9	Mechanical	Visit to Boiler Plant	I	SE	Yes
10	Mechanical	Visit to Phoenix market city	I	BE	Yes
11	Mechanical	Visit to Dimbe Dam	I	BE	Yes

2. Action taken: Internships

Students of the following departments were given opportunity for Internships:

Sr. No.	Department	No of Students completed Internship
1	E&TC Engineering	49
2	Civil Engineering	35
3	AIDS Engineering	121
4	Mechanical Engineering	49

3. Action taken: Research oriented Practical's/Sessions:

Departments have organized the sessions on recent trends in emerging technologies and research opportunities. MoU are signed with different industries for bridging the gap between industry and curriculum.

4. Action taken: Extra Curricular Activities

Students participated in various events in various inter college events.

Mr. Riyaj Kazi
IQAC Coordinator



Dr. F. B. Sayyad
Principal
Principal
Ajeenkya DY Patil School of
Engineering, Lohegaon, Pune

A.Y. 2023-24:Student Satisfaction Survey (SSS)

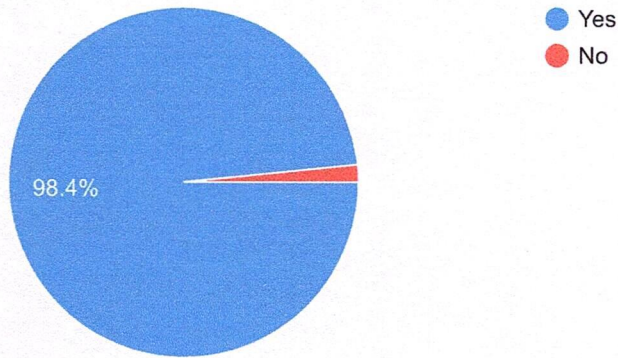
929 responses

[Publish analytics](#)

Please confirm this is the first and only time you answer this survey.

 Copy

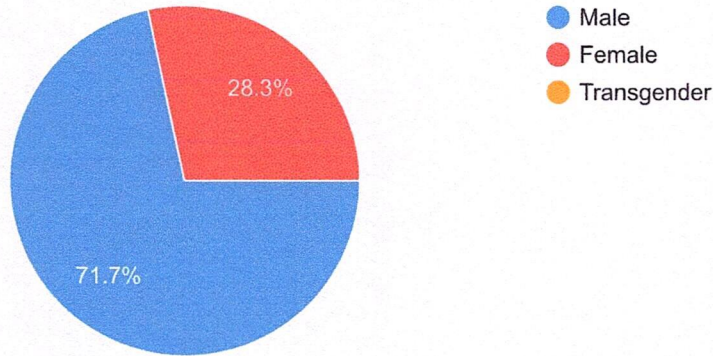
929 responses



Gender:

 Copy


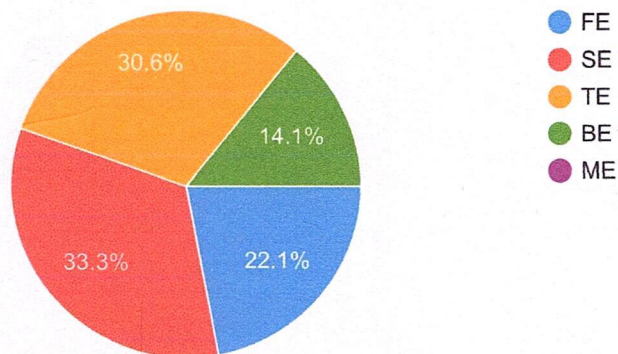
929 responses



Which degree program are you pursuing now? (Year)

 Copy


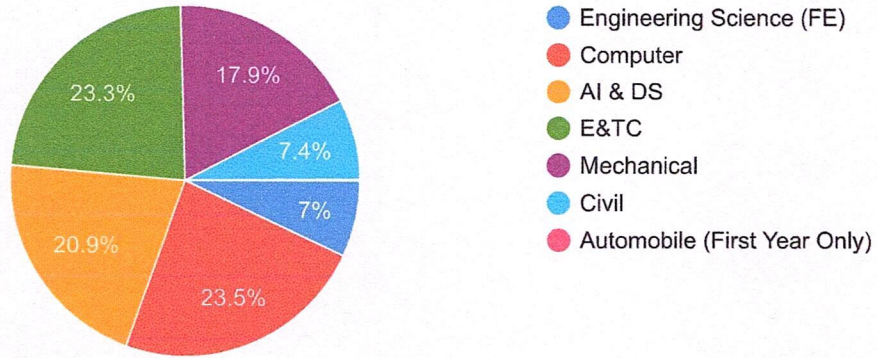
929 responses



Department:

 Copy

929 responses



Division

929 responses

A

B

C

E

G

D

J

H

F

I

SE-B

b

BE B

c

B

Se A

j

TE-B

G

BE -A

TE B



SE-A

C

Te.B

NA

SE M

TE (D)

SE A

SE- A

D1

TE - E

MEB1

Te - D

Se - A

TE - D1

Te-d

TE-E

SE B

Se - B

TE D3

D1

TE-D

TYCE-A

TE-C



d


A1

D3

B.E.-B

se-b

Div-B



Roll No.

929 responses

29

47

25

40

17

42

37

10

44

45

41

43

22

33

50

12


36

20

54

27

21



30

49

04

62

01

18

15

16

23

56

24

57

11

64

38

05

08

66


39

46

68

59

32



09

35

28

58

63

07

14

48

60

69

13

02

55

19

52

9

65

31

73

34

53

26

61



67

06

03

1

72

70

51

71

6

74

75

3

203

246

202

8

232

216

77

206

307

306

214



249

218

211

328

425

317

323

205

318

338

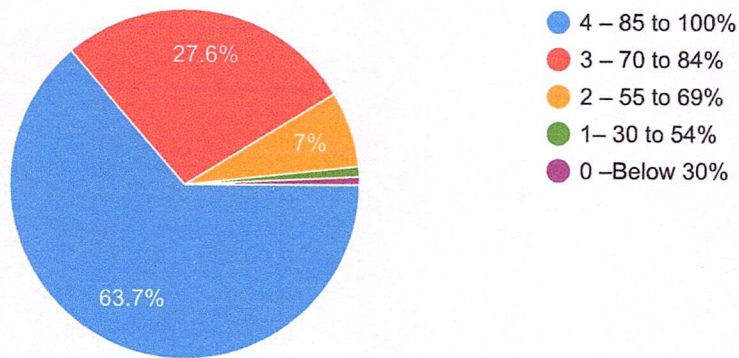
207 more responses are hidden

Student Satisfaction Survey

1. How much of the syllabus was covered in the class?

 Copy

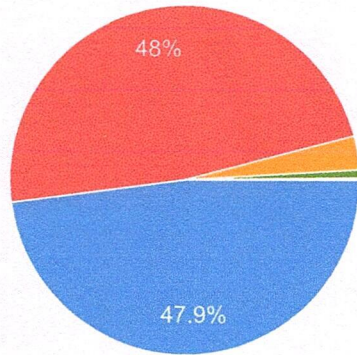
929 responses



2. How well did the teachers prepare for the classes?

 Copy

929 responses

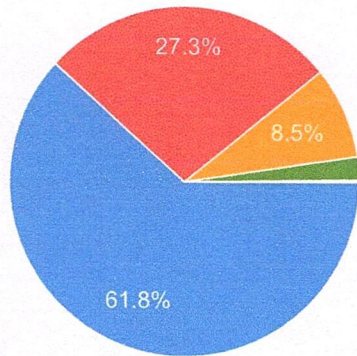


- 4 - Thoroughly
- 3 - Satisfactorily
- 2 - Poorly
- 1 - Indifferently
- 0 - Won't teach at all

3. How well were the teachers able to communicate?

 Copy

929 responses

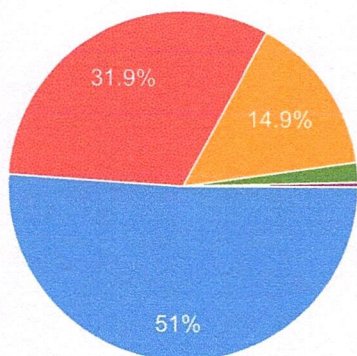


- 4 - Always effective
- 3 - Sometimes effective
- 2 - Just satisfactorily
- 1 - Generally ineffective
- 0 - Very Poor communication

4. The teacher's approach to teaching can best be described as

 Copy

929 responses



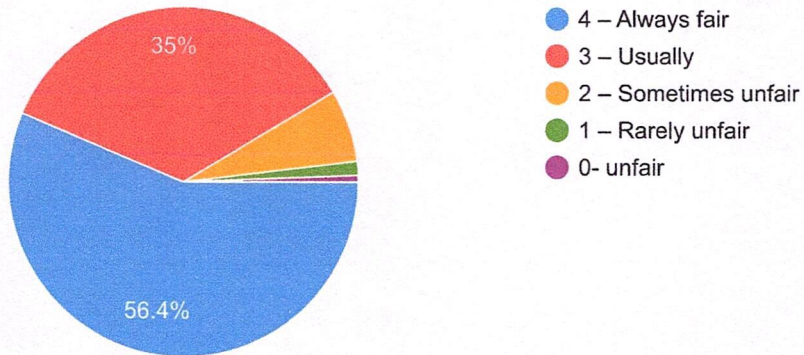
- 4 - Excellent
- 3 - Very good
- 2 - Good
- 1 - Fair
- 0 - Poor



5. Fairness of the internal evaluation process by the teachers.

 Copy

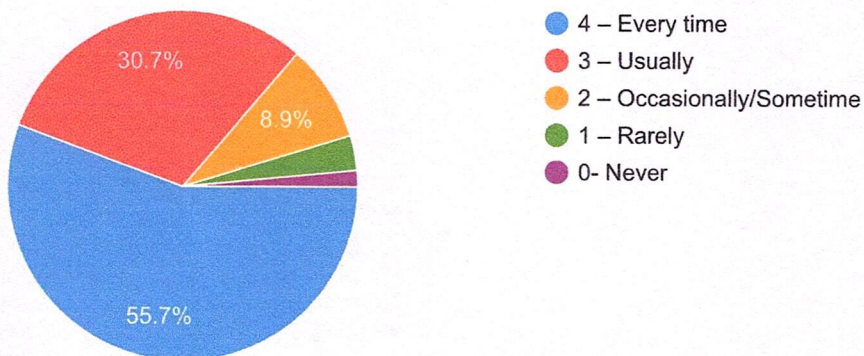
929 responses



6. Was your performance in assignments discussed with you?

 Copy

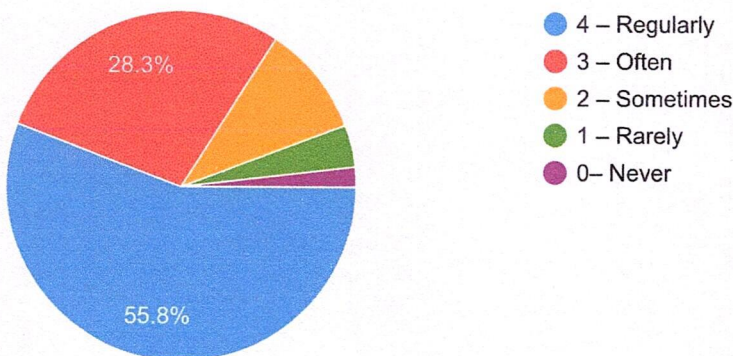
929 responses



7. The institute takes active interest in promoting internship, student exchange, field visit opportunities for students.

 Copy

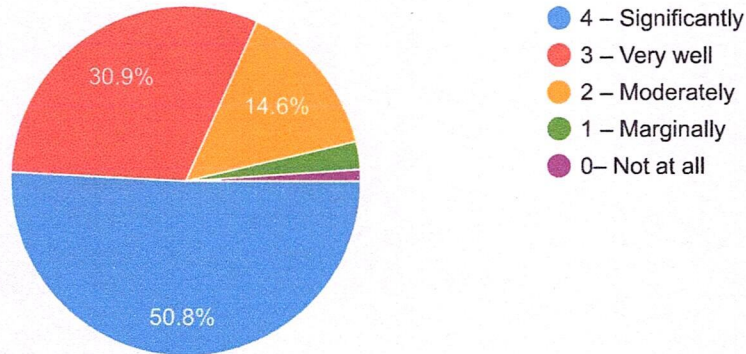
929 responses



8. The teaching and mentoring process in your institution facilitates you in cognitive, social and emotional growth.



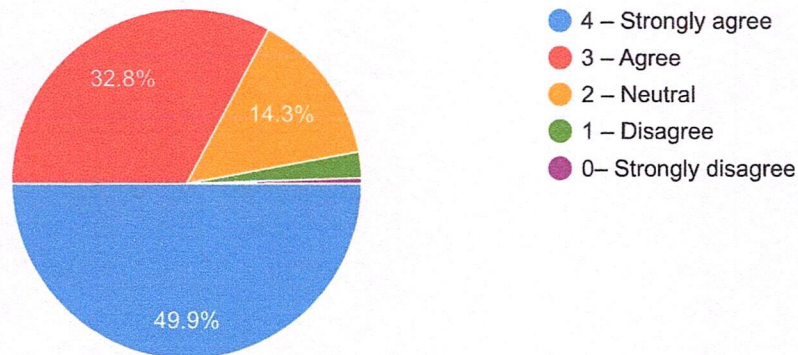
929 responses



9. The institution provides multiple opportunities to learn and grow.




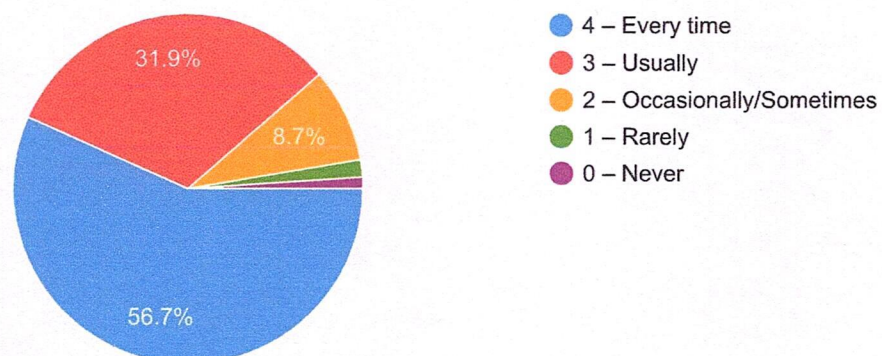
929 responses



10. Teachers inform you about your expected competencies, course outcomes and programme outcomes.



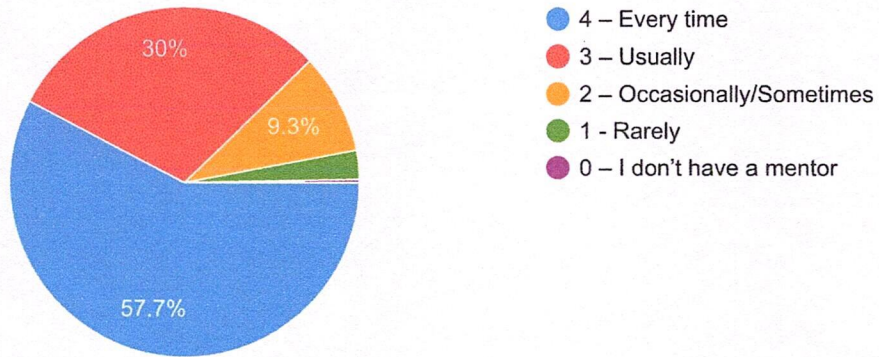
929 responses



11. Your mentor does a necessary follow-up with an assigned task to you.



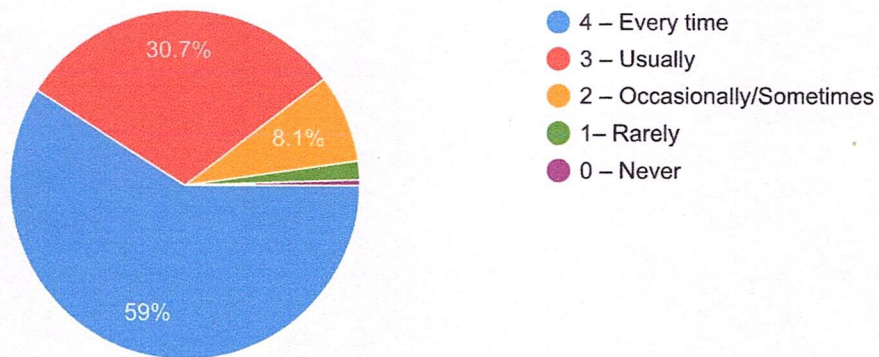
929 responses



12. The teachers illustrate the concepts through examples and applications.




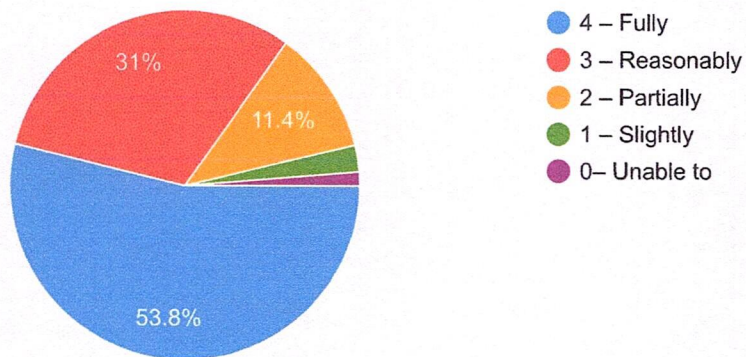
929 responses



13. The teachers identify your strengths and encourage you with providing right level of challenges.



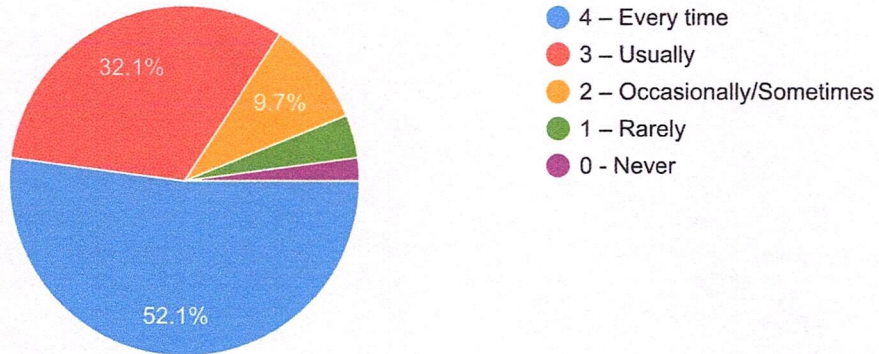
929 responses



14. Teachers are able to identify your weaknesses and help you to overcome them.



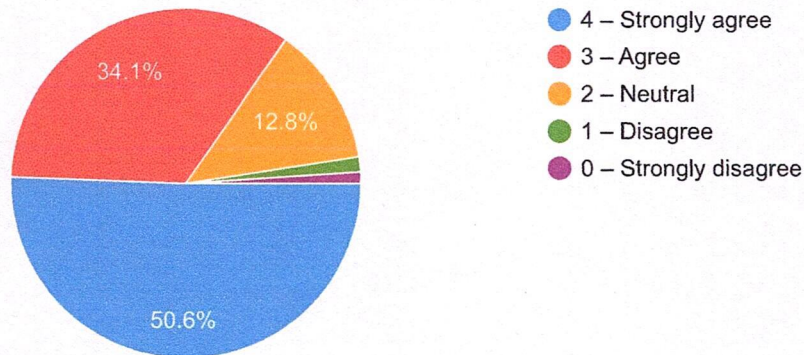
929 responses



15. The institution makes effort to engage students in the monitoring, review and continuous quality improvement of the teaching learning process.




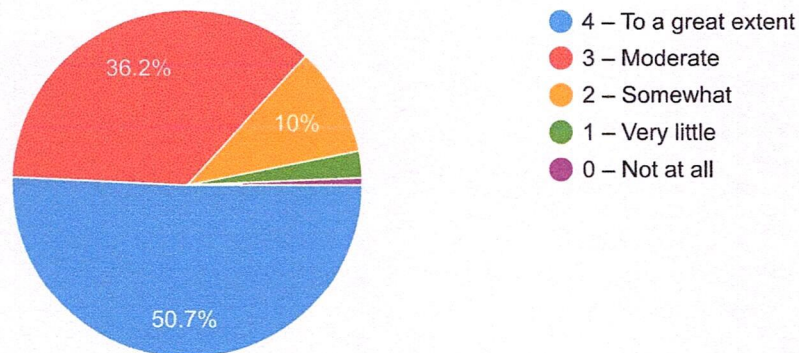
929 responses



16. The institute/ teachers use student centric methods, such as experiential learning, participative learning and problem solving methodologies for enhancing learning experiences.



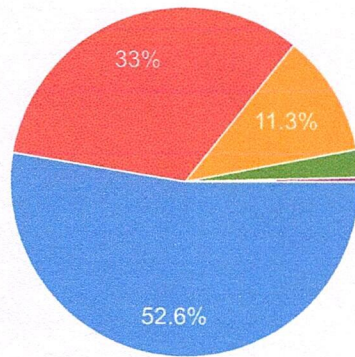
929 responses



17. Teachers encourage you to participate in extracurricular activities.



929 responses

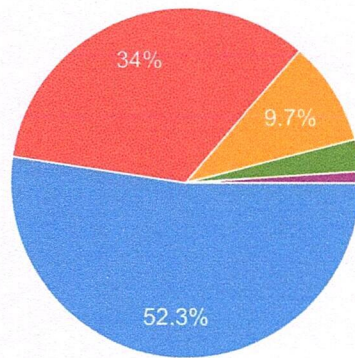


- 4 - Strongly agree
- 3 - Agree
- 2 - Neutral
- 1 - Disagree
- 0 - Strongly disagree

18. Efforts are made by the institute/ teachers to inculcate soft skills, life skills and employability skills to make you ready for the world of work.



929 responses

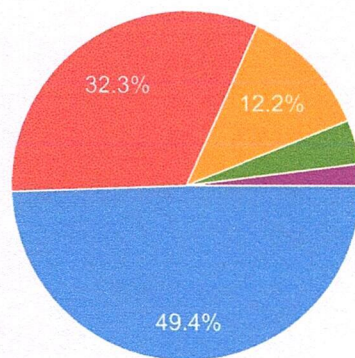


- 4 - To a great extent
- 3 - Moderate
- 2 - Somewhat
- 1 - Very little
- 0 - Not at all

19. What percentage of teachers use ICT tools such as LCD projector, Multimedia, etc. while teaching.



929 responses




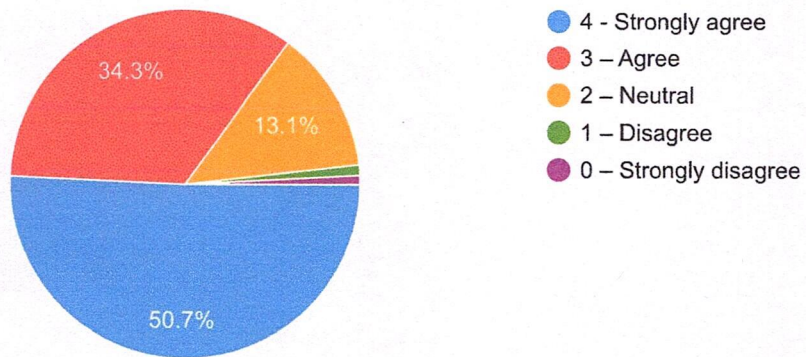
- 4 - Above 90%
- 3 - 70 - 89%
- 2 - 50 - 69%
- 1 - 30 - 49%
- 0 - Below 29%



20. The overall quality of teaching-learning process in your institute is very good.

 Copy

929 responses



21. Give three observation / suggestions to improve the overall teaching – learning experience in your institution.

929 responses

.

No

NA

-

Nothing

No suggestions

Good

Na

.

Nothing

..

None

Good

All good

...


No

Nice

Nice

No suggestion

All good



No suggestion

None

Excellent

good

Excellent

no

NO

Ok

Very good

N

--

Nil

N/A

Yes

nothing

No suggestions

-

NA


It's good

Everything is good

All good.

yes

Good teaching



All is well

It's good

Overall teaching is good

1- improve voice in learning time ,2-improve

Nothing to improve

Y

Everything is better

No need important

Adypu

Huu

It's all good

Best hai

They should improve

1] Faculties mostly teching from basics

AC required

Practical learning may be effective

Everything goes on smoothly.

Naa

1.Activity Based learning.

No need of improvement

Proper time should be given to each topic

A

No improvement required



Excellent in every aspect

Don't improve Poonam.M mam is best 🙏 she gives 20 mrks 🤗 in exam thank you!!!! mam bas aise hi bachho ka bhala Karo ☐ ham aapke sath hai 😊😊

Use projector to teach complicated topic

More use of visual learning, helping students with their soft skills, more online sessions

There should be interactive faculty.

1) use better graphics and visual media to engage students well. 2) try to reach students and ask for their doubts. 3) make teaching a two way interaction

They should give students practical education

Best institute I took admission best supporting teacher excellent teaching staff no suggestions

Concentrate on student

Giving mock test after every unit with preparation

1.Use better graphics and visual media to engage students well 2.Make teaching a two way interaction

Interaction with students

1)To communicate with each student with their doubt of the topics

Use regional language

All teaches are teaching really very good

No need of suggestions.

Need of white board and more practical base learning

Not any

Labs are good - Just want them to complete things earlier before time , Want some few Informative Industrial Visits and Seminars, else everything is good

Reduce submission so that students get time to study,Have mock test and practicals,Using digital tools

Nicee



No answer

Latest technology workshop, more practical sessions, practical implementation of hands-on project

No need to improvise

The classes should be in offline mode

Should apply some modernized techniques for teaching.should give more practical knowledge. Should teach soft skills about how to speak confidently , making presentation,etc

-

Needed confident teachers , must teach by giving real life examples,

The learning experience is excellent.

Teaching methods

Conversation with all as possible

Use of projector while explaining

335 more responses are hidden

This content is neither created nor endorsed by Google. [Report Abuse](#) - [Terms of Service](#) - [Privacy Policy](#)

Google Forms

